

Choose flexibility –
Preserve tissue and cut
complete sections






Cut complete sections faster and easier

When cutting frozen sections time is of the essence. The Tissue-Tek® Cryo₃® Flex Cryostat is the first and only cryostat with a precision 3D chuck for precise, rapid, and complete sectioning, preserving valuable tissue.



3D Precision Chuck


- Quick and precise fine angle adjustments on all 3 axes (XYZ)
- Chuck retains its position when locked or unlocked
- Dial indicators display the angle position of the chuck ($\pm 8^\circ$)
- Guide marks assist in quickly realigning specimens for recuts
- Precise angle adjustments preserve tissue by reducing trimming



Anti-Roll Rake


- Mimics the “Brush Technique”
- Teeth prevent sections from rolling during sectioning
- Simple and easy-to-use
- Reduces the learning curve for new users making them proficient faster

The Tissue-Tek Cryo₃ Flex Cryostat is the first and only cryostat to offer Tissue-Tek® /Support™, Sakura's advanced, on-line remote diagnostics technology for faster instrument support and to ensure maximum uptime. The Tissue-Tek Cryo₃ Flex Cryostat utilizes ozone technology to safely protect operators from bacteria and viruses in between weekly decontaminations. Three models are available to meet every clinical laboratory need.



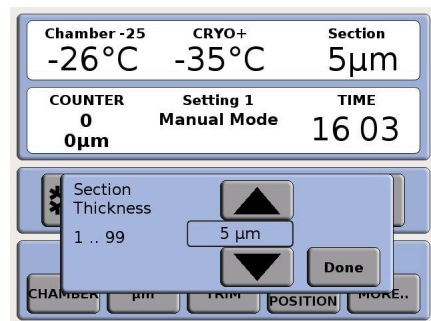
Precise and predictable performance

- 1" horizontal travel distance
- Manual or optional motorized* trimming and sectioning
- Maintenance-free microtome located outside the chamber
- Temperature-controlled blade holder keeps the blade cold during sectioning - aids in sectioning
- 12 Cryobar® positions, including 4 Cryo+™ positions that enable rapid cooling to -50°C
- Ozone* engulfs the entire chamber, providing unprecedented disinfection of pathogens



Dynamic debris removal system*

- Quickly and easily removes excess debris
- Unwanted sections can be swept into the vacuum head during sectioning, keeping the chamber clean
- Attachment hose vacuums away debris inside the chamber
- Debris is collected in a bacterial/viral filter under multipurpose utility tray



Easily programmable

- LCD touchscreen
- Chamber temperature: -35 to 0°C ±2°C
- Section thickness: 1 to 99 microns, in 1 microns steps
- Trim thickness: 1 to 100 microns, in 1 microns steps
- Retract/advance speed: 0.5 mm/sec or 0.8 mm/sec
- Intermittent* sectioning: 1 to 99 sections or total thickness of 1 to 99 microns

* Optional features available on Disinfection (D) and Disinfection/Motorized (DM) models



Specifications

Product name	Tissue-Tek® Cryo ₃ ® Flex Cryostat
Product codes	6200, Basic 6201, D (Disinfection and Vacuum) 6202, DM (Disinfection, Vacuum and Motorized Sectioning)
Power required	115/120VAC, 50/60 Hz, 11A
Interface	USB and LAN
Dimensions	25.8 (W) x 29.7 (D) x 47.0 (H) inches 65.4 (W) x 75.4 (D) x 119.4 (H) cm with Handle Extended: 28.7 (W) x 29.7 (D) x 47.0 (H) inches 73.0 (W) x 75.4 (D) x 119.4 (H) cm
Maximum weight	373 lbs (169.2 kg)
Operating conditions	15 to 28°C (59.0 to 82.4°F) maintains a temperature of -35°C 29 to 35°C (84.2 to 95.0°F) maintains a temperature of -32°C
Chamber temperature range	-35 to 0°C; Chamber temperature is maintained within ±2°C
Specimen holder sizes	Round 26 mm, 36 mm, or 55 mm (all including an alignment mark on the shaft)
Max. specimen thickness	25 mm
Specimen orientation	±8° (XY axis), 360° (Z axis)
Travel range	Vertical — 63.0 mm (2.5 inches) Horizontal — 25.4 mm (1.0 inches)
Sectioning range	1 to 99 microns in 1 microns steps
Trimming range	1 to 100 microns in 1 microns steps
Certifications	IEC 61010-1:2010 Ed:3, IEC 61010-2-010 Ed:3, IEC 61010-2-101 Ed:2, UL 61010-1 Ed:3, CAN/CSA C22.2 61010-1:2012 Ed:3 EMC: CENELEC IEC/EN 61326-1, EMC: CENELEC IEC/EN 61326-2-6
Regulatory status	IVD, FDA Class I

Accessories

Product code	Product name and quantity
5807	Tissue-Tek® Cryo ₃ ® Specimen Holder, Small; 6/case
5808	Tissue-Tek® Cryo ₃ ® Specimen Holder, Medium; 6/case
5811	Tissue-Tek® Cryo ₃ ® Heat Extractor, Standard; 1 unit
5819	Tissue-Tek® Cryo ₃ ® Cryobar® Insert, 4-Cavity; 1 unit
5820	Tissue-Tek® Cryo ₃ ® Cryobar® Insert, 4-Post; 1 unit
6033	Uninterrupted Power Supply (UPS), 30 minutes; 1 unit
6210	Tissue-Tek® Cryo ₃ ® Flex Anti-Roll Plate; 1 unit
6211	Tissue-Tek® Cryo ₃ ® Flex Anti-Roll Rake; 1 unit
6212	Tissue-Tek® Cryo ₃ ® Flex Drain Cover; 1 unit
6213	Tissue-Tek® Cryo ₃ ® Flex Utility Tray; 1 unit

Consumables

Product code	Product name and quantity
4583	Tissue-Tek® O.C.T. Compound; 12/case
4728	Cryomolds®, Standard; 1,200/case
4730	Cryomolds®, Biopsy; 1,200/case
4685	Accu-Edge® High Profile Microtome Blades; 500/case
4689	Accu-Edge® Low Profile Microtome Blades; 500/case
4980	Tissue-Tek® Feather® A35 Durable Low-Profile Blades; 500/case
7089	Tissue-Tek® Feather® Low-Profile Blades; 500/case

Feather is a registered trademark of Feather Safety Razor Co. and is used with permission.



A long tradition of excellence

Known for best-in-class automation and reliability Sakura Finetek remains a privately-held company in business for over 160 years. Sakura Finetek has achieved its success and solidified its reputation by providing timely, ingenious solutions to the real challenges laboratories face on a day-to-day basis.

Our rich history has given us a thorough understanding of technology, quality, reliability, value for money and our customers' requirements. We use this knowledge to passionately develop products that anticipate developments in both technology and market needs.

Sakura Finetek USA, Inc. (SFA) is based in Torrance, California. Functions covered at this facility include sales and marketing, service and technical support, R&D, and manufacturing. SFA is an ISO 13485 certified manufacturer and supplier. As one of the two global manufacturing and R&D sites, SFA develops instruments and reagents into system solutions and secures our innovation with a steady stream of patents.

In addition to supporting the U.S. marketplace, SFA is also responsible for Canada, Mexico, Central and South

America and serves these markets with a network of local distributors.

With the worldwide headquarters in Japan and regional offices in Japan, The Netherlands and the U.S.A., the global strategy of worldwide representation has been fulfilled to guarantee our customers the best service and support.

Our organization is developing, professionalizing and growing continuously, and thus maintaining its position as a trustworthy and valuable partner in histopathology.

Please visit our website www.sakuraus.com

Sakura Finetek USA, Inc., 1750 West 214th Street
Torrance, CA 90501 U.S.A.

